

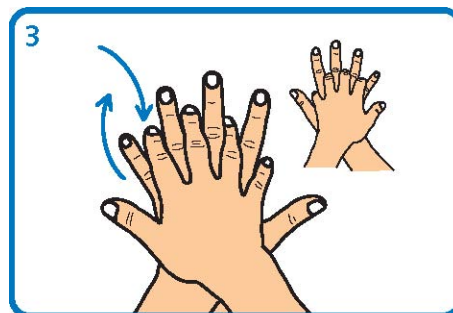
Alcohol handrub hand hygiene technique – for visibly clean hands



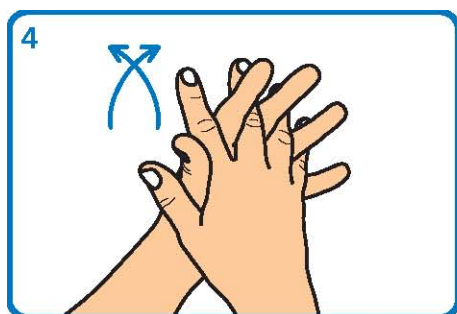
1 Apply a small amount (about 3 ml) of the product in a cupped hand



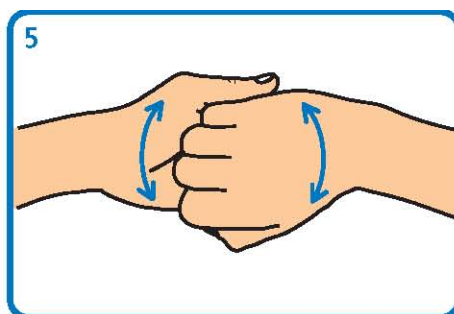
2 Rub hands together palm to palm, spreading the handrub over the hands



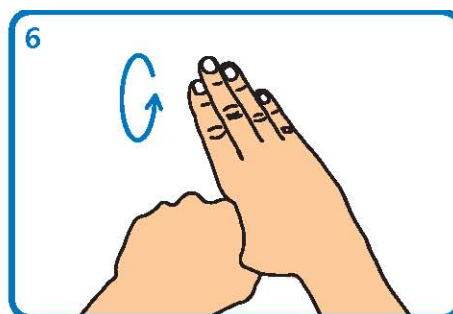
3 Rub back of each hand with palm of other hand with fingers interlaced



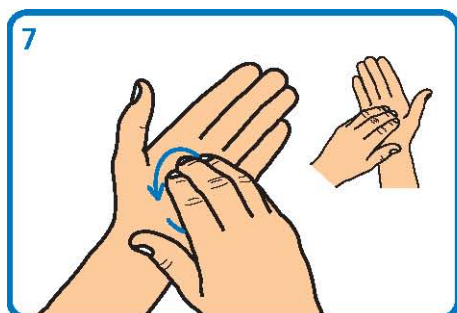
4 Rub palm to palm with fingers interlaced



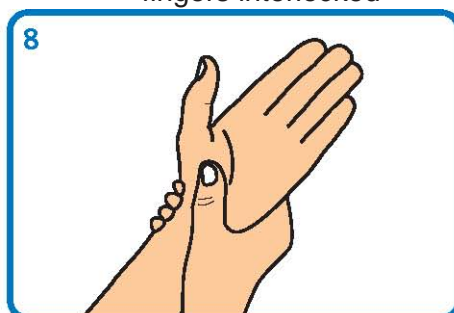
5 Rub back of fingers to opposing palms with fingers interlocked



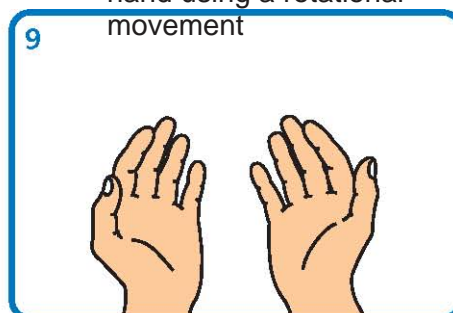
6 Rub each thumb clasped in opposite hand using a rotational movement



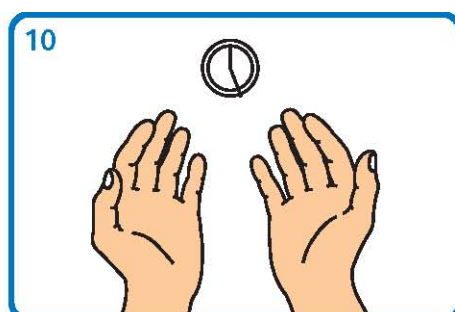
7 Rub tips of fingers in opposite palm in a circular motion



8 Rub each wrist with opposite hand



9 Wait until product has evaporated and hands are dry (do not use paper towels)



10 The process should take 15–30 seconds